

# CHELAN COUNTY

## MONTHLY FINANCIAL REPORT

# JANUARY 2013



## HIGHLIGHTS:

General Fund summary, projected and actual:

	<b>Projected Year-to-Date</b>	<b>Actual Year-to-Date</b>
<b>Revenue</b>	1,039,801	992,798
<b>Expenditures</b>	2,492,688	2,400,188
<b>Net Income (Deficit)</b>	(1,452,887)	(1,407,390)
<b>Beginning Fund Balance</b>	4,000,000	4,410,441
<b>Current Fund Balance</b>	2,547,113	3,003,051
<b>Ending Cash Balance</b>		4,438,332

*The above projected numbers do not include emergency appropriations or unbudgeted revenue. Expenditures, revenues, and fund balances in this report are compiled on the modified accrual basis.*



Prepared by:  
**Brad Posenjak, CPA**  
 Chief Deputy Auditor  
 (509) 667-6655  
[brad.posenjak@co.chelan.wa.us](mailto:brad.posenjak@co.chelan.wa.us)

Previous monthly financial reports are available at [http://www.co.chelan.wa.us/ad/accounting/county\\_budget.htm](http://www.co.chelan.wa.us/ad/accounting/county_budget.htm)

# GENERAL FUND - BY CATEGORY

Through January 31, 2013

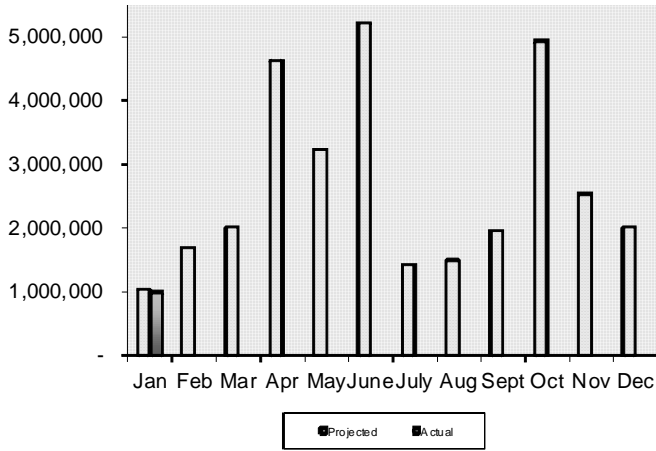
REVENUE	Month-To-Date			Year-To-Date		
	Projected	Actual	Variance	Projected	Actual	Variance
Property Tax	33,450	36,499	3,049	33,450	36,499	3,049
Sales Tax	374,286	405,530	31,244	374,286	405,530	31,244
Prop. Tax Penalty & Interest	63,321	60,356	<b>(2,965)</b>	63,321	60,356	<b>(2,965)</b>
Building and Planning Fees	47,762	57,788	10,026	47,762	57,788	10,026
PILT	0	0	0	0	0	0
PUD Priviledge Tax	0	0	0	0	0	0
Liquor X & P	10,915	0	<b>(10,915)</b>	10,915	0	<b>(10,915)</b>
Wenatchee Court	3,208	0	<b>(3,208)</b>	3,208	0	<b>(3,208)</b>
Law Enforcement Contracts	139,390	33,332	<b>(106,058)</b>	139,390	33,332	<b>(106,058)</b>
Recording Fees	10,273	15,902	5,629	10,273	15,902	5,629
Motor Vehicle Licensing	23,795	26,976	3,181	23,795	26,976	3,181
Probation Services	16,956	24,473	7,517	16,956	24,473	7,517
Interfund Payments	0	0	0	0	0	0
Court Fines	51,472	48,757	<b>(2,716)</b>	51,472	48,757	<b>(2,716)</b>
Treasury Interest	9,361	18,497	9,136	9,361	18,497	9,136
Grants\Entitlements	168,432	144,615	<b>(23,817)</b>	168,432	144,615	<b>(23,817)</b>
Other *	87,182	120,073	32,891	87,182	120,073	32,891
<b>TOTAL</b>	<b>1,039,801</b>	<b>992,798</b>	<b>(47,003)</b>	<b>1,039,801</b>	<b>992,798</b>	<b>(47,003)</b>

EXPENDITURES	Month-To-Date			Year-To-Date		
	Projected	Actual	Variance	Projected	Actual	Variance
10 - Salaries & Wages	1,228,961	1,178,136	(50,824)	1,228,961	1,178,136	(50,824)
20 - Personnel Benefits	520,306	507,128	(13,178)	520,306	507,128	(13,178)
30 - Supplies	35,900	44,951	<b>9,052</b>	35,900	44,951	<b>9,052</b>
40 - Other Services/Charges	395,375	351,629	(43,746)	395,375	351,629	(43,746)
50 - Intergovernmental Svcs	24,330	31,817	<b>7,488</b>	24,330	31,817	<b>7,488</b>
90 - Interfund Payments	287,817	286,525	(1,292)	287,817	286,525	(1,292)
<b>TOTAL</b>	<b>2,492,688</b>	<b>2,400,188</b>	<b>(92,500)</b>	<b>2,492,688</b>	<b>2,400,188</b>	<b>(92,500)</b>

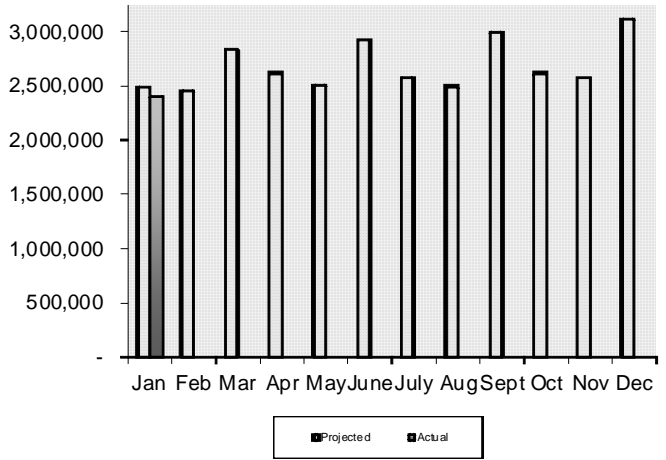
Projected columns are calculated by comparing actuals from the past five years on a monthly basis.  
The monthly averages are then applied to the 2013 budget.

\* Other revenues include various small fees, grants, and state funds.

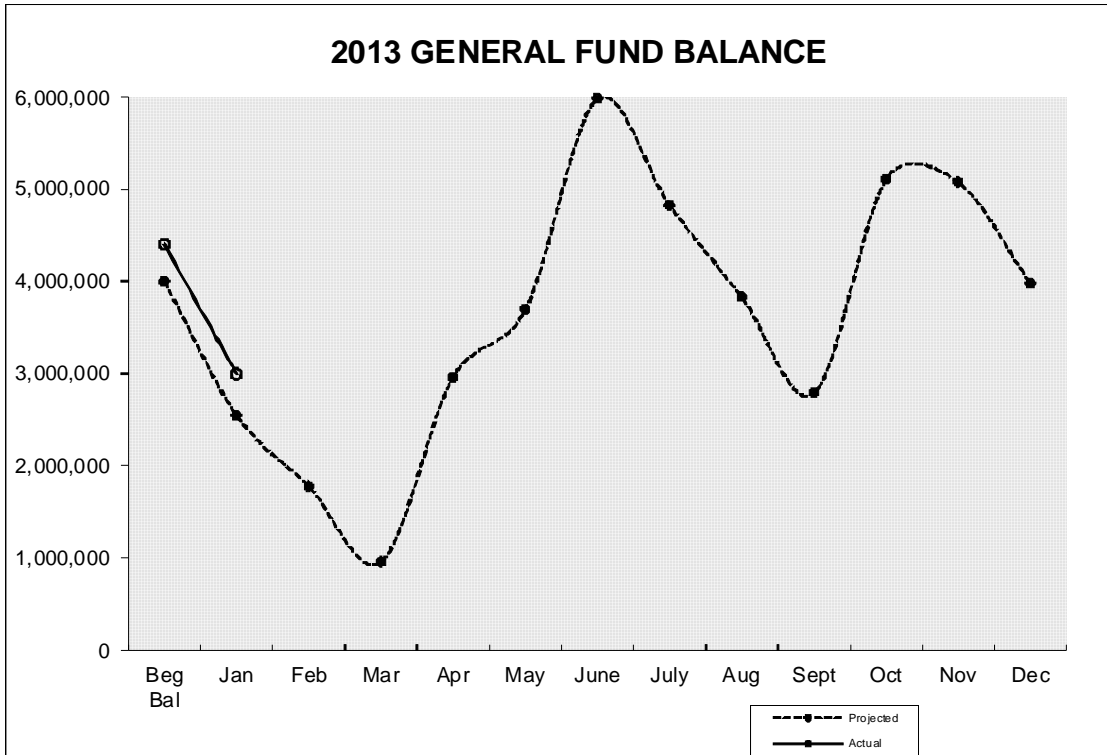
**MONTHLY GENERAL FUND REVENUES**



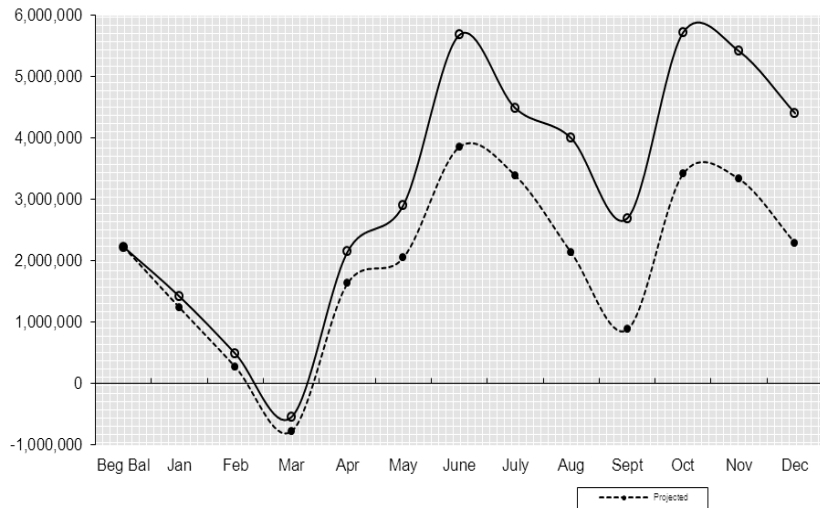
**MONTHLY GENERAL FUND EXPENDITURES**



**2013 GENERAL FUND BALANCE**



**2012 GENERAL FUND BALANCE**



# REVENUE

Through January 31, 2013

## GENERAL FUND

Dept # / Department	2013 Budget	2013 Actual	Balance	Percent Received
010 Assessor	34,060	200	33,860	0.6%
015 Auditor	911,208	36,745	874,463	4.0%
020 Community Development	1,100,707	58,478	1,042,229	5.3%
040 Clerk	792,920	60,251	732,669	7.6%
045 Commissioners	9,577,480	557,849	9,019,631	5.8%
050 Coroner	15,000	46	14,954	0.3%
052 Information Technology	107,723	0	107,723	0.0%
055 Facilities Maintenance	622,435	154	622,281	0.0%
065 District Court	1,219,470	66,560	1,152,910	5.5%
066 District Court Probation	294,148	25,296	268,852	8.6%
075 Extension Services	58,500	5,760	52,740	9.8%
085 Juvenile Services	646,446	390	646,056	0.1%
105 Non-Departmental	539,131	0	539,131	0.0%
139 Child Support Enforcement	397,617	0	397,617	0.0%
140 Prosecuting Attorney	530,146	13,678	516,468	2.6%
145 Sheriff	3,030,211	41,052	2,989,159	1.4%
155 Superior Court System	82,295	4,791	77,504	5.8%
165 Treasurer	1,291,219	85,049	1,206,170	6.6%
170 Property Taxes	10,921,212	36,499	10,884,713	0.3%
<b>TOTALS</b>	<b>32,171,928</b>	<b>992,798</b>	<b>31,179,130</b>	<b>3.1%</b>

## SPECIFIC FUNDS

Fund	2013 Budget	2013 Actual	Balance	Percent Received
110 County Roads	13,096,826	987,811	12,109,015	7.5%
119 Ohme Gardens	206,240	768	205,472	0.4%
125 Horticulture	121,758	329	121,429	0.3%
128 Noxious Weed	328,014	1,427	326,587	0.4%
180 Natural Resources	4,419,608	38,148	4,381,460	0.9%
405 Wenatchee River Park	192,250	1,939	190,311	1.0%
410 Expo Center	160,162	20,000	140,162	12.5%
411 Fair	173,500	0	173,500	0.0%
450 Regional Justice Center	8,106,808	899,453	7,207,355	11.1%
510 ER&R	3,052,641	740	3,051,901	0.0%
530 Motor Pool	969,474	1,113	968,361	0.1%

\* Includes additional revenue budget than what was originally budgeted

# EXPENDITURES

Through January 31, 2013

## GENERAL FUND

Dept # / Department	2013 Budget	Budget Adjs	2013 Actual	Balance	Percent Expended
010 Assessor	1,144,961	0	83,017	1,061,944	7.3%
015 Auditor	1,107,622	0	118,239	989,383	10.7%
016 Board of Equalization	7,225	0	258	6,967	3.6%
020 Community Development	1,527,624	0	92,194	1,435,430	6.0%
030 Civil Service Comm	11,097	0	0	11,097	0.0%
040 Clerk	1,060,433	0	101,395	959,038	9.6%
045 Commissioners	667,197	0	47,851	619,346	7.2%
050 Coroner	219,817	0	10,688	209,129	4.9%
052 Information Technology	678,175	0	58,416	619,759	8.6%
055 Facilities Maintenance	1,495,879	0	69,676	1,426,203	4.7%
065 District Court	1,211,385	0	101,796	1,109,589	8.4%
066 District Court Probation	413,086	0	30,943	382,143	7.5%
075 Extension Services	290,119	0	12,532	277,587	4.3%
085 Juvenile Services	2,654,060	0	196,669	2,457,391	7.4%
105 Non-Departmental	7,309,282	0	577,496	6,731,786	7.9%
139 Child Support Enforcement	375,356	0	23,461	351,895	6.3%
140 Prosecuting Attorney	1,788,431	0	136,643	1,651,788	7.6%
145 Sheriff	8,676,448	0	613,200	8,063,248	7.1%
155 Superior Court System	937,050	0	80,595	856,455	8.6%
165 Treasurer	591,267	0	45,118	546,149	7.6%
170 Property Tax Transfer	30,000	0	0	30,000	0.0%
<b>TOTALS</b>	<b>32,196,514</b>	<b>0</b>	<b>2,400,188</b>	<b>29,796,326</b>	<b>7.5%</b>

## SPECIFIC FUNDS

Fund	2013 Budget	Budget Adjs	2013 Actual	Balance	Percent Expended
110 County Roads	13,315,239	0	463,514	12,851,726	3.5%
119 Ohme Gardens	230,936	0	9,793	221,143	4.2%
125 Horticulture	129,648	0	5,138	124,510	4.0%
128 Noxious Weed	332,614	0	15,458	317,156	4.6%
180 Natural Resources	4,570,772	0	53,809	4,516,963	1.2%
405 Wenatchee River Park	220,258	0	3,890	216,368	1.8%
410 Expo Center	136,124	0	8,570	127,554	6.3%
411 Fair	176,339	0	2,616	173,723	1.5%
450 Regional Justice Center	8,272,191	0	626,099	7,646,092	7.6%
510 ER&R	2,705,938	0	52,786	2,653,152	2.0%
530 Motor Pool	948,485	0	44,460	904,025	4.7%

# CASH & INVESTMENTS

<b>Fund</b>	<b>November 30, 2012 Cash &amp; Investments</b>	<b>December 31, 2012 Cash &amp; Investments</b>	<b>January 31, 2013 Cash &amp; Investments</b>
010 General	6,717,546	5,713,973	4,438,332
110 County Roads	2,349,127	2,994,126	4,225,949
119 Ohme Gardens	104,465	96,879	88,574
125 Horticulture Pest & Disease	72,208	65,584	60,816
128 Noxious Weed	19,820	831	3,161
140 Cashmere-Dryden Airport	25,170	23,930	22,491
180 Natural Resources	156,034	1,809	164,843
190 Criminal Justice Tax	1,100,156	1,159,311	1,205,840
301 REET 1	1,181,222	1,240,145	1,148,784
405 Wenatchee River Park	70,809	62,605	55,531
410 Expo Center	48,780	44,876	59,215
411 Fair	83,476	73,811	67,953
450 Regional Justice Center	760,315	635,454	596,413
510 ER&R	1,255,355	1,522,442	1,610,010
526 Health Insurance	228,677	227,522	640,078
530 Motor Pool	287,541	288,541	231,156
535 Unemployment Comp	138,424	152,186	147,145
540 Tort Claims & Insurance	164,850	129,583	58,824

# Accounts Receivable Outstanding

## Older than 30 days

### Auditor

010015-01643	10/4/2012 Hospital District No 1	2,486.79
010015-01649	10/11/2012 Dept of Licensing	1,370.45
010015-01653	10/23/2012 DSHS Financial Recovery	312.00
010015-01670	12/5/2012 DSHS Financial Recovery	64.00

### Commissioners

010045-00084	6/29/2012 DSHS	214.13
--------------	----------------	--------

### Extension

010075-00186	8/15/2012 Washington State University	14,947.40
010075-00187	8/15/2012 Washington State University	29,895.46
010075-00188	9/11/2012 Washington State University	19,427.53
136001-00022	3/6/2012 Council for Children/Families	34.97

### Juvenile

010085-01160	7/10/2012 Juvenile Rehab Admin Reg 1	0.03
191001-00111	07/03/2012 Regina McDougall, AOC	42.51

### Sheriff

010145-01024	8/8/2012 City of Leavenworth	0.02
010145-01027	8/20/2012 Grant County DEM	0.50
010145-01035	9/26/2012 Icicle Enterprises	423.49
010145-01036	9/26/2012 WASPC	1,000.00
010145-01056	12/4/2012 WA Assn of Sheriffs	12,971.00
010145-01058	12/11/2012 WA St Dept of Commerce	1,444.01

### Superior Court

010155-00027	6/12/2012 AOC	38.87
010155-00030	11/6/2012 AOC	3,130.86

### Public Works

110001-00523	6/25/2012 Selland Construction, Inc	75.00
110001-00546	11/20/2012 WA St Dept of Transportation	10,000.00
110001-00548	12/11/2012 Bremmer Construction	4,702.00
401001-02097	11/5/2012 Doug Jones Concrete	30.00
401001-02107	11/5/2012 Servicemaster	244.00
401001-02132	12/3/2012 Servicemaster	165.00
401001-02133	12/3/2012 Servpro of Chelan & Douglas	96.00
401001-02142	12/3/2012 Whitebird, Inc	537.00
403001-00296	11/5/2012 WA St Dept of Ecology	54.61
510001-00813	5/25/2012 Chelan County Coroner	157.57
530001-00146	10/22/2012 Chelan Co Coop Extension	1.00
530001-00173	11/8/2012 Chelan Co Juvenile	2.00
530001-00194	12/6/2012 Chelan Co Auditor	0.40

### Natural Resources

180001-00708	12/31/2011 WA St Dept of Ecology	9,191.01
180001-00720	12/31/2011 Emergency Management WA	1,136.31
180001-00755	7/19/2012 WA St Dept of Ecology	4,951.88
180001-00773	10/29/2012 WA St Dept of Ecology	2,894.59
180001-00784	12/11/2012 National Fish & Wildlife	3,641.10
180001-00786	12/28/2012 Recreation/Conservation	0.01
180001-00787	12/28/2012 Recreation/Conservation	30.00

### Substance Abuse

193001-00173	07/18/2012 DSHS	1,976.91
--------------	-----------------	----------

### Regional Justice Center

450001-01865	05/24/2011 DHS/ICE	147.00
450001-01876	06/06/2011 DHS/ICE	367.50
450001-01909	07/05/2011 DHS/ICE	955.50
450001-01941	08/02/2011 DHS/ICE	294.00
450001-01973	09/05/2011 DHS/ICE	441.00
450001-02014	10/04/2011 DHS/ICE	220.50
450001-02052	11/02/2011 DHS/ICE	1,617.00
450001-02083	12/05/2011 DHS/ICE	588.00
450001-02114	12/31/2011 DHS/ICE	661.50
450001-02142	02/02/2012 DHS/ICE	882.00
450001-02197	04/09/2012 DHS/ICE	441.00
450001-02232	05/07/2012 DHS/ICE	441.00
450001-02264	06/06/2012 DHS/ICE	441.00
450001-02348	09/05/2012 City of Wenatchee	293.50
450001-02355	09/11/2012 Department of Corrections	3,702.16
450001-02387	11/01/2012 City of Wenatchee	0.04
450001-02390	11/05/2012 Department of Corrections	31,326.25
450001-02398	11/07/2012 Department of Corrections	1,460.05
450001-02415	12/05/2012 Department of Corrections	17,097.50

### Health Insurance

526001-00003	12/31/2010 Daryl Mathena	241.03
526001-00004	3/8/2011 Daryl Mathena	458.78

If any of these outstanding receivables have been paid, will not be paid, or need adjustment,  
please contact the Chelan County Auditor's Accounting Office.